

Prior to adoption of attendance zones for new schools or changes in existing attendance zones, public hearings shall be conducted in accordance with the following procedures:

1. The administration shall develop a preliminary report that should include demographics, a single set of recommended attendance zone changes, and other pertinent considerations.
2. The report shall be presented to the Board for discussion, possible changes, and acceptance prior to proceeding with the boundary process.
3. Following the Board's acceptance of the attendance zone changes, the administration shall present the proposed changes directly to the public via public hearings.
4. The District shall hold two public hearings. The Board shall have the discretion to increase the number of hearings in the event that a large number of attendance zones are being impacted.

Citizens residing in attendance zones that are potentially impacted by the preliminary recommendation shall be invited and encouraged to attend the public hearings.

The administration shall publicly advertise the hearings at least five calendar days in advance of the first scheduled public hearing in a local newspaper and on its Web site at www.roundrockisd.org. The administration shall provide information through other internal and external communication resources available to the District.










5. Following the last public hearing, the administration shall recommend to the Board any adjustments to the proposed attendance zone changes as a discussion item at the next regularly scheduled meeting or called Board meeting. The administration's recommendations shall have considered comments from the public hearings.
6. The Board, through consensus, may consider public feedback from the hearings and direct the administration to modify the proposed attendance zone changes as part of the discussion item.
7. At a subsequent regular Board meeting, the proposed attendance zone change(s) shall be an action item. This meeting shall constitute an additional public hearing and shall be advertised according to the District's policy regarding advertisements of regular or called Board meetings.

SCHOOL ATTENDANCE AREAS

FC
(LOCAL)

8. Attendance zone revisions shall occur between October 1 and March 1 of each school year unless otherwise determined by the Board due to unforeseen circumstances.

ID	Task Name	Duration	Start	Finish	Predecessors	Resource Names	Jun 21, '15							Jun 28, '15										
							S	M	T	W	T	F	S	S	M	T	W	T	F	S				
1																								
2	Admin develops preliminary report and recommends attendance zone	53 days	Mon 8/3/15	Wed 10/14/15		Templeton Demographics COO CSI Executive Director Elementary Education																		
3	Board Meeting to discuss proposed attendance zone and allow Board an opportunity to make changes	1 day	Thu 10/15/15	Thu 10/15/15		Templeton Demographics COO																		
4	Publish Hearings in newspaper 5 days in advance of first hearing	1 day	Thu 10/29/15	Thu 10/29/15		Community Relations																		
5	First Public Hearing	1 day	Thu 11/5/15	Thu 11/5/15	4	COO																		
6	Second Public Hearing	1 day	Tue 11/10/15	Tue 11/10/15	5	COO																		
7	Board Meeting to discuss proposed attendance zone with any modifications as a result of hearings	1 day	Thu 11/19/15	Thu 11/19/15		COO																		
8	Board Meeting to take action on proposed attendance zone	1 day	Thu 12/17/15	Thu 12/17/15		COO																		

Project: ES34 attendance zone process Date: Wed 7/8/15	Task		Milestone		External Tasks	
	Split		Summary		External Milestone	
	Progress		Project Summary		Deadline	

*Round Rock
Independent
School
District*

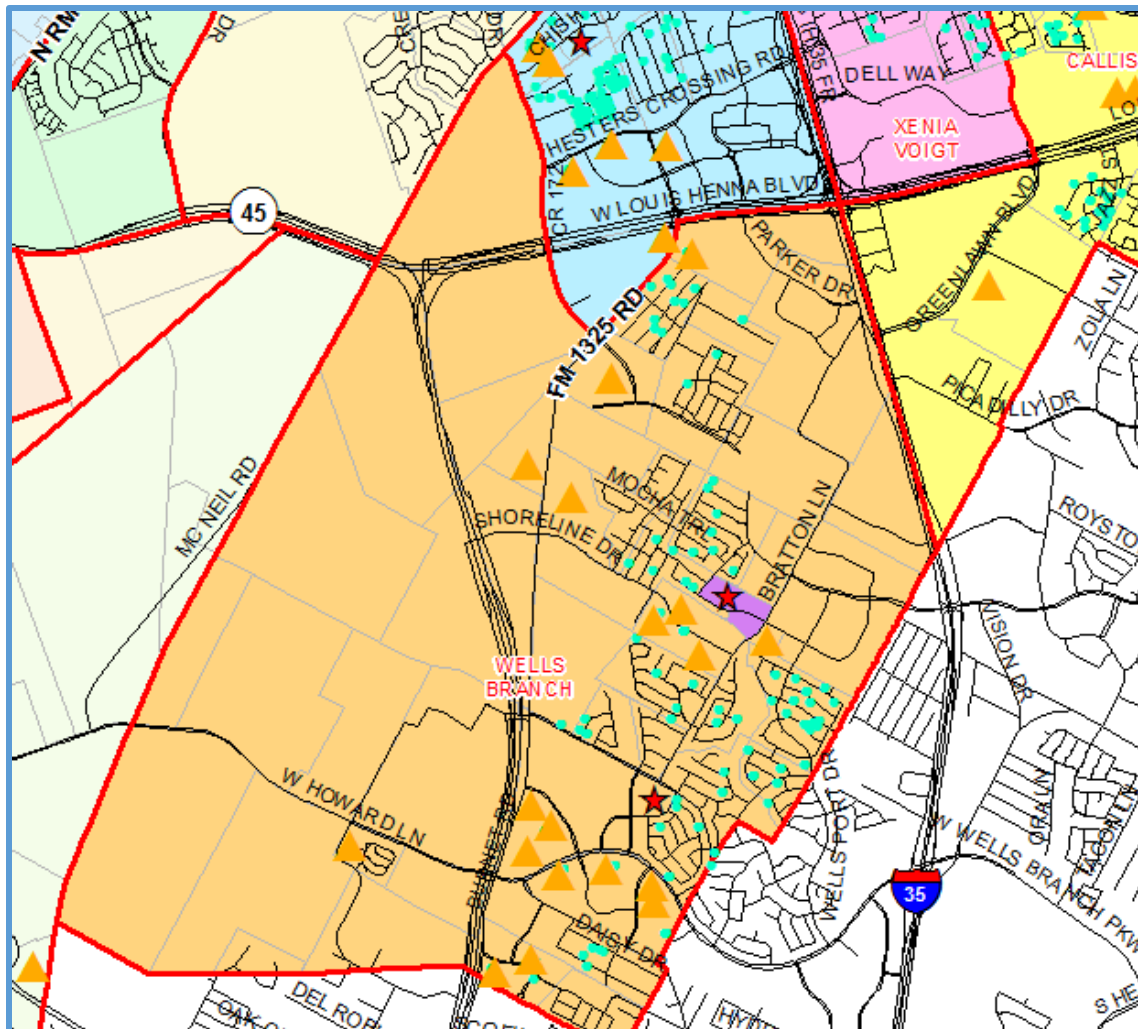


Boundary
Planning
ES # 34

*Learn from Yesterday...
Understand Today...
Plan for Tomorrow*



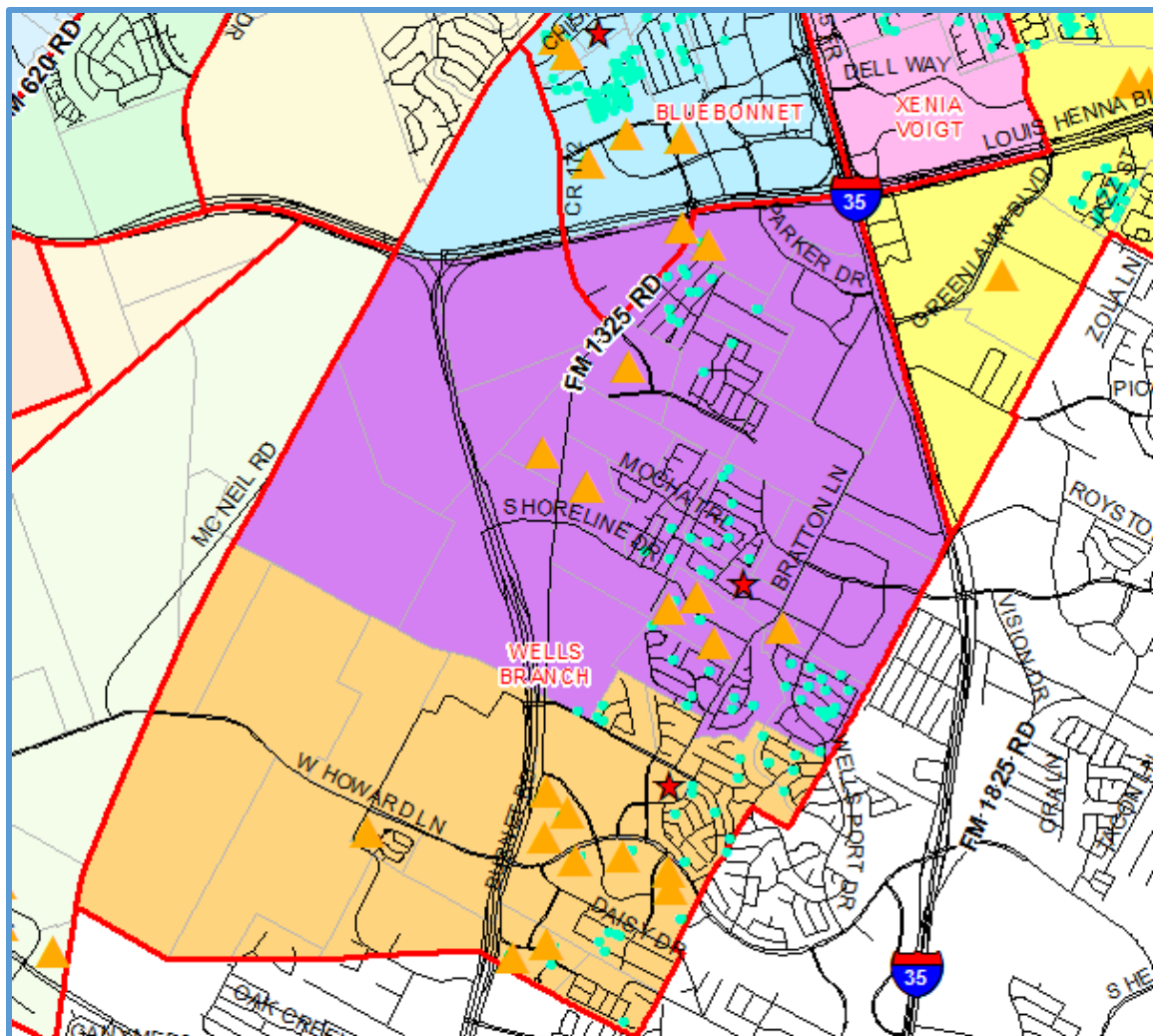
TEMPLETON
DEMOGRAPHICS



CURRENT

Elementary Campus	EE/PK	KG	1st	2nd	3rd	4th	5th	Total	Economically Disadvantaged	% ED	Capacity	% Utilization
BLUEBONNET	45	77	87	76	109	91	89	574	428	74.6%	517	111.0%
CALLISON	71	134	139	124	124	124	139	855	504	58.9%	860	99.4%
FUTURE ELEM	0	0	0	0	0	0	0	0	0	0.0%	916	0.0%
GATTIS	24	91	115	96	117	98	101	642	269	41.9%	808	79.5%
WELLS BRANCH	56	172	151	168	143	137	152	979	498	50.9%	748	130.9%
XENIA VOIGT	68	77	85	85	97	99	86	597	450	75.4%	694	86.0%
TOTALS	264	551	577	549	590	549	567	3,647	2,149	58.9%	4,543	80.3%

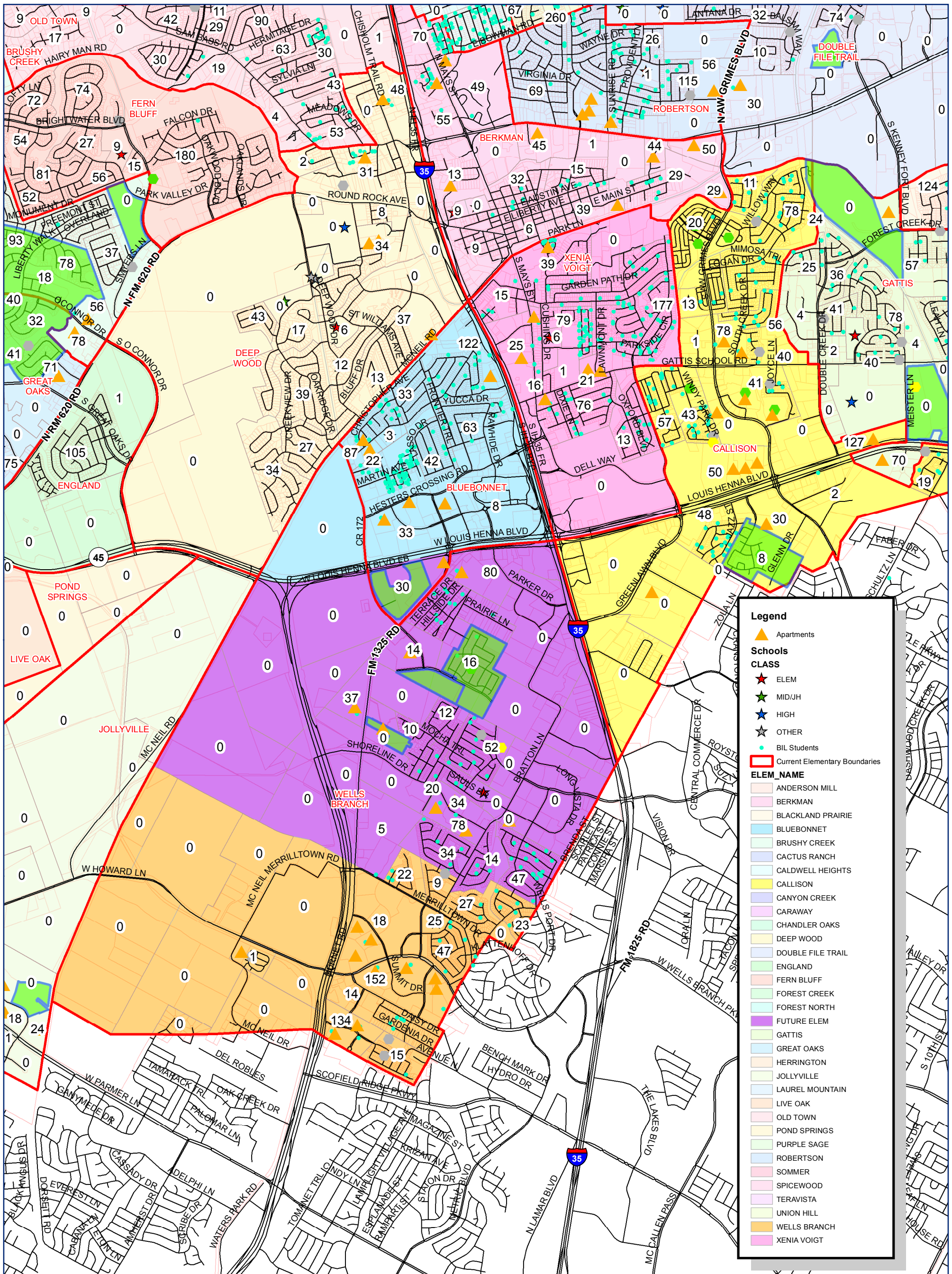




PLAN 1

Elementary Campus	EE/PK	KG	1st	2nd	3rd	4th	5th	Total	Economically Disadvantaged	% ED	Capacity	% Utilization
BLUEBONNET	43	73	80	74	105	84	85	544	409	75.2%	517	105.2%
CALLISON	71	134	139	124	124	124	139	855	504	58.9%	860	99.4%
FUTURE ELEM	34	99	76	82	67	79	85	522	234	44.8%	916	57.0%
GATTIS	24	91	115	96	117	98	101	642	269	41.9%	808	79.5%
WELLS BRANCH	24	77	82	88	80	65	71	487	283	58.1%	748	65.1%
XENIA VOIGT	68	77	85	85	97	99	86	597	450	75.4%	694	86.0%
TOTALS	264	551	577	549	590	549	567	3,647	2,149	58.9%	4,543	80.3%





ROUND ROCK ISD BOUNDARY PLANNING ELEMENTARY NUMBER 34 - PLAN 1

SCHOOL	EE PK	KG	1	2	3	4	5	EE-5	CAPACITY	UTILIZATION	ED	%ED
BLUEBONNET	43	73	80	74	105	84	85	544	517	105.2%	409	75.2%
CALLISON	71	134	139	124	124	124	139	855	860	99.4%	504	58.9%
FUTURE ELEM	34	99	76	82	67	79	85	522	916	57.0%	234	44.8%
GATTIS	24	91	115	96	117	98	101	642	808	79.5%	269	41.9%
WELLS BRANCH	24	77	82	88	80	65	71	487	748	65.1%	283	58.1%
XENIA VOIGT	68	77	85	85	97	99	86	597	694	86.0%	450	75.4%
TOTAL	264	551	577	549	590	549	567	3,647	4,543	80.3%	2,149	58.9%









Current Demographics Report

Elementary Campus	EE/PK	KG	1st	2nd	3rd	4th	5th	Total	Economically Disadvantaged	% ED	Capacity	% Utilization
BLUEBONNET	45	77	87	76	109	91	89	574	428	74.6%	517	111.0%
CALLISON	71	134	139	124	124	124	139	855	504	58.9%	860	99.4%
FUTURE ELEM	0	0	0	0	0	0	0	0	0	0.0%	916	0.0%
GATTIS	24	91	115	96	117	98	101	642	269	41.9%	808	79.5%
WELLS BRANCH	56	172	151	168	143	137	152	979	498	50.9%	748	130.9%
XENIA VOIGT	68	77	85	85	97	99	86	597	450	75.4%	694	86.0%
TOTALS	264	551	577	549	590	549	567	3,647	2,149	58.9%	4,543	80.3%

Plan 1 Elementary Grade Report

SCHOOL	EE PK	KG	1	2	3	4	5	EE-5	CAPACITY	UTILIZATION	ED	%ED
BLUEBONNET	43	73	80	74	105	84	85	544	517	105.2%	409	75.2%
CALLISON	71	134	139	124	124	124	139	855	860	99.4%	504	58.9%
FUTURE ELEM	34	99	76	82	67	79	85	522	916	57.0%	234	44.8%
GATTIS	24	91	115	96	117	98	101	642	808	79.5%	269	41.9%
WELLS BRANCH	24	77	82	88	80	65	71	487	748	65.1%	283	58.1%
XENIA VOIGT	68	77	85	85	97	99	86	597	694	86.0%	450	75.4%
TOTAL	264	551	577	549	590	549	567	3,647	4,543	80.3%	2,149	58.9%

ID	Task Name	Duration	Start	Finish	Predecessors	Resource Names	Jun 21, '15							Jun 28, '15									
							S	M	T	W	T	F	S	S	M	T	W	T	F	S			
1																							
2	Admin develops preliminary report and recommends attendance zone	53 days	Mon 8/3/15	Wed 10/14/15		Templeton Demographics COO CSI Executive Director Elementary Education																	
3	Board Meeting to discuss proposed attendance zone and allow Board an opportunity to make changes	1 day	Thu 10/15/15	Thu 10/15/15		Templeton Demographics COO																	
4	Publish Hearings in newspaper 5 days in advance of first hearing	1 day	Thu 10/29/15	Thu 10/29/15		Community Relations																	
5	First Public Hearing	1 day	Thu 11/5/15	Thu 11/5/15	4	COO																	
6	Second Public Hearing	1 day	Tue 11/10/15	Tue 11/10/15	5	COO																	
7	Board Meeting to discuss proposed attendance zone with any modifications as a result of hearings	1 day	Thu 11/19/15	Thu 11/19/15		COO																	
8	Board Meeting to take action on proposed attendance zone	1 day	Thu 12/17/15	Thu 12/17/15		COO																	

Project: ES34 attendance zone process Date: Wed 7/8/15	Task		Milestone		External Tasks	
	Split		Summary		External Milestone	
	Progress		Project Summary		Deadline	